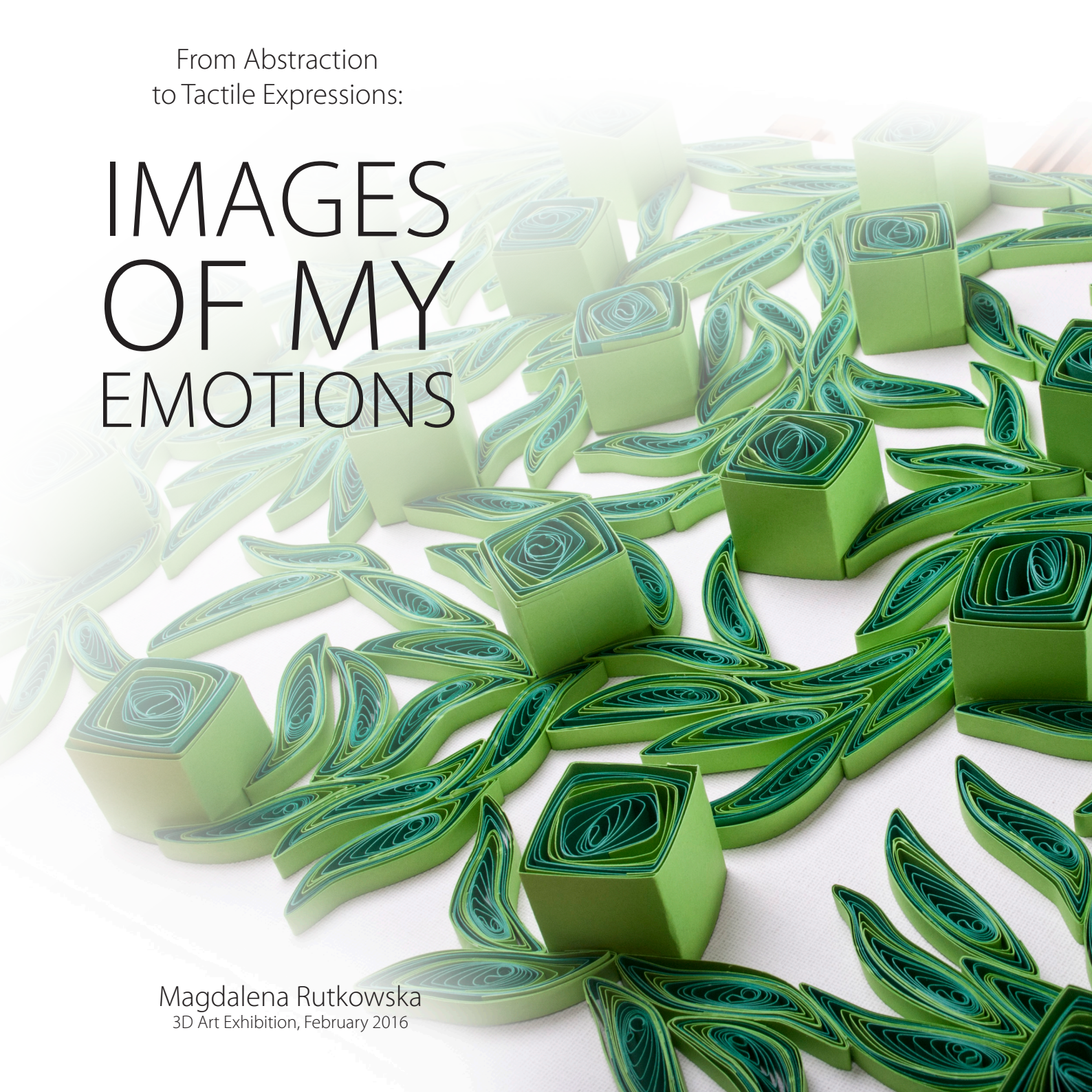


From Abstraction
to Tactile Expressions:

IMAGES OF MY EMOTIONS

Magdalena Rutkowska
3D Art Exhibition, February 2016





The Possibilities
3D Picture, Canvas
20 cm x 60 cm
Price: £350



The Sadness
3D Picture, Canvas
20 cm x 60 cm
Price: £300



The Anger
3D Picture, Canvas
20 cm x 60 cm
Price: £300

From Abstraction to Tactile Expressions: IMAGES OF MY EMOTIONS

“Always painting, always working” was probably the first few words she said to me during our conversation. Magdalena Rutkowska runs Ike Studio from her home in Northern Ireland. Ike is a name taken from the Hawaiian Huna philosophy, whose first principle is Ike (pronounced ee-kay), meaning “The world is what you think it is”.

Viewing Magdalena’s artworks, you notice a plethora of works including paintings, crafts, home decor, Office decor and greetings cards. These works have an influence directly from nature, and visually expressed in various designs ranging from national flags all the way to various Abstractions. But because of the way Magdalena perceives and executes some of the designs, she sometimes wonders if the images she creates or works on even exists in nature.

Her greatest inspiration is nature, which influences her use of a vibrant and expressive set of colour ranges. The depictions she works in reveals her dexterity for detail; detail which is even more astonishing when you realize that Magdalena has been totally blind from the age of 6 years. She has no retina in her eyes and though having no sight presents

several immense challenges in her life, she is determined to live a life as full and as rich as is possible, exploring her other senses, especially the sense of touch and hearing, to give her this ability.

These are images of my emotions.” – Magdalena Rutkowska

MaMoMi: How would you describe your emotions in your artworks?

M.R.: It is a bit difficult to explain how my emotions can be seen as artworks but they are a visual and tactile expression of some of the feelings i experience daily. I perceive a lot of images of flowers and trees and of other nature influences. Back in Poland where i am originally from, i lived around beautiful forests, and this early experience still continues to inspire my love for nature. This influence causes me to see various projects in my sleep, long before i get the opportunity to do anything with it. I often wake up wanting to create so many of these images. My memory and Imagination, combined with my manual skills, allows me to create various types of arts and crafts. I use my visual memory of colours, shades and shapes to put together the different ideas. For me, every letter of the

word has a colour code.

“I know my paintings also help a lot of people externalize and overcome their problems.” – Magdalena Rutkowska

MaMoMi: How do you relate a colour code to a word or shape?

M.R.: One of the projects i did some months ago was done making small pictures with 4 paintings of flowers, and the client then came back wanting even bigger paintings. I had to find a way to replicate that idea to a bigger canvas space. Every colour i intended to use in that colour palette was placed in a box. I needed to remember where each colour was and to do this, i placed each of them in particular boxes and coded every box. I now have at least 20 boxes. I placed bright yellow in one box, darker yellow in the next one, warmer colour in the following one, and the next one had fuchsia, and so on.

It is important to me that i remember which colours i have used, and in what order, as this helps me have control of the colour scheme or any pattern i am creating. But this also means i have to keep and maintain a huge level of concentration.

*MaMoMi Initiative, Interview .
Andrew Mashigo - Project Director*

MaMoMi: What is your most used technique?

N.M.R.: It usually take a lot of time to put together and make my artworks. My most popular technique is the Quilling paper method. By building the outlines of paper, i devise various ways of filling to form the shapes required. This helps me create decorative and 3-Dimensional designs, many of which are popular for Home and Office decor.


I use strips of paper that are rolled, shaped and glued together, and reproduce the needed shapes by twisting and curling the paper strips with my fingers. They are then bonded on the canvas or background cardboard. I have 16 different categories listed on my website.

Creating these artworks and crafts is also a way of showing people that blind artists can also be very creative, with very attractive and highly desirable items. But it is also my way of engaging with the sighted community and it will be great and i will appreciate it if people can enjoy my creative talents as much as i do. I love nature and in return nature has given me a positive approach to life.




Your words

Picture on canvas 51 cm x 40 cm
Price: £70



Branch

Picture on canvas 51 cm x 40 cm
Price: £70




Gabriela's Tree

Picture on canvas 51 cm x 40 cm
Price: NFS




Gothic Tree

Picture on canvas 51 cm x 40 cm
Price: £90



In the jungle of ideas

Picture on canvas 51 cm x 40 cm
Price: £80



The Muliebrity

Picture on canvas 51 cm x 40 cm
Price: £200



Mariusz Tree

3D Picture, white paper on black card
31 cm x 34 cm
Price: NFS



The Flame

Picture on canvas 51 cm x 40 cm
Price: £80



Exotic Bush

3D picture - White Paper on black on Canvas
100 cm x 80 cm
Price: £200



Big Flower
Orange Flower with green leaves
on black card, wooden frame
29 cm x 42 cm
Price: £35



The Peace
3d Picture on canvas 51 cm x 40 cm
Price: £250




Sunny Butterfly
Picture on canvas 51 cm x 40 cm
Price: NFS



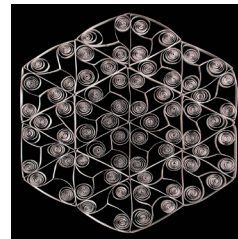
The burning butterfly
Picture on canvas 51 cm x 40 cm
Price: £400



Butterfly
3D Picture, White Paper on black
50cm x 40 cm
Price: £100



Apparent order
3D Picture, white paper on red card
30 cm x 30 cm
Price: £40




AbraKadabra
3D Picture, white paper on black card
31 cm x 34 cm
Price: £35

The Fashion
Canvas
60,9 cm x 76,2 cm
Price: £150



The Inner Fire
Picture on canvas 51 cm x 40 cm
Price: £250



The architecture of life
3D Picture, Canvas - Abstract
50 cm x 40 cm
Price: £250



The Natural Harmony
Picture on canvas 51 cm x 40 cm
Price: NFS



Wild in colours flowers
3D Picture, colour paper on flat canvas
51cm x 40 cm
Price: £150





Polish Flower
Picture in wooden frame 29 cm x 42 cm
Price: £35



ARTIST'S STUDIO



Art is my job, but also a passion. I can create beautiful things, express feelings, emotions and ideas, or just show other people that the world is interesting. I'm pleased to give people the joy of watching and touching my pictures. Art is a great way of integration.



Pictures are created on canvas or thick cardboard. To create the shapes I use strips of paper, as well as openwork elements. They have different lengths, widths, weights, textures and colours. By twisting, folding and curling the paper strips with my fingers. I can reproduce the shapes and forms. I have created in my imagination in the first place. The strips are immediately glued together or bonded to the background. I still remember what the colours, objects, flowers, and animals look like. Sometimes when I do not know what an object looks like, my partner gives me an audio description or print prepared on special paper to help me visualize the objects.



Crazy Reality
white paper on orange paper
25 cm x 20 cm
Price: £20



The Landscape 01
3D Picture, Canvas
Size: 24 cm x 32 cm
Price: £50



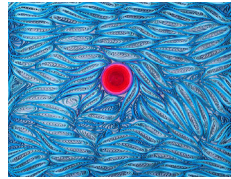
Associations
3D Picture, Canvas
Size: 24 cm x 32 cm
Price: £50



Roses
3D Picture, Canvas
Size: 12.7cm x 17.7 cm
Price: £25



Free GMO
White on green 20 cm x 25 cm
Price: £20



The Moment
3D Picture, Canvas
Size: 24 cm x 32 cm
Price: £100




The Fabrics
3D Picture, Canvas
Size: 24 cm x 32 cm
Price: NFS



Flowers
White Paper on black 21cm x 29.7 cm
Price: £15



The Green Energy
3D Picture, Canvas
Size: 24 cm x 32 cm
Price: £100



Web of time & episodes
3D Picture, Canvas
Size: 24 cm x 32 cm
Price: £90



ABOUT MAGDALENA

My name is Magdalena Rutkowska. I have been completely blind since was six. I haven't got both retinas. Having no sight is a big hurdle in life, but the other senses, especially touch and hearing, allow me to function and be a happy woman.



I have a guide dog, a lovely German Shepherd.



I love animals. I have been rehabilitating dogs and cats since 2003.



I like cooking and I'm a vegetarian.



I like reading audio books and listening to music. I'm interested in art, news from the world of science, zoology, archaeology, ethnology, and history. Obtaining information is very easy for me with my iPhone and computer using Voice Over. The technology available for the blind is essential for me.



www.ikestudio.co.uk
magdalena@ikestudio.co.uk

 [ikestudio.art](https://www.facebook.com/ikestudio.art)





 [ikestudio](https://www.pinecone.co.uk)

[artistsdirectory.co.uk](https://www.artistsdirectory.co.uk)

